

TK/K

PACKET #2

March 23-27

Dear Students and Families,

We hope you are all doing well. We have another packet of work for you to complete this week. Remember, this is review work to keep your skills sharp for when we return!

Please keep reading the books you have in your book bags, and any other books that you have. Parents, please keep reading stories to your children. We hope you're enjoying the digital resources that we provided last week. We're thinking about you and we miss you.

Sincerely,

Mrs. Minaker, Mrs. Ducat, Mrs. Galbreath, Mrs. Griffith

March 28-29

PACKET #2

TR/K

1. New Students and Friends

We hope you are all doing well. We have a lot of work to do in the next few weeks. Please keep sending the books and the book bags, and any other things that you have. We will be able to get them to you. We hope you're enjoying the digital resources that we provided last week. We're

looking forward to

the book about you and we wish you

all the best.

Thank you for everything.

With love,









Mr. and Mrs. [Name]

and their children

and all the family

and all the friends

VI. Match the sentence with the picture.



- _____ 1. He can play soccer.
- _____ 2. She can play tennis.
- _____ 3. He can play hockey.
- _____ 4. She can play golf.
- _____ 5. He can play baseball.
- _____ 6. She can play football.
- _____ 7. He can play basketball.
- _____ 8. She can play badminton.
- _____ 9. He can play volleyball.

WHAT' IS A FAMILY?



History



READ & DO

Our Country's Birthday

Look at a calendar.
Find your birthday.

Level: A

2020 Teachers' Curriculum Institute

Our country has a birthday, too.
It is on the Fourth of July.

Long ago, America was
ruled by another country.
This country was Great Britain.
The king was in charge.

Life was different then.
People made their own clothes.
They grew much of their own food.
Children played marbles.




People had to follow British rules.

WHAT IS A FAMILY?

Many were unhappy.
They wanted to set their own rules.
They wanted their own leaders.

Thomas Jefferson was a leader.
He wrote a paper.
It said why America should be free.
This was more than 200 years ago.



Then he and others signed it.
This was on July 4, 1776.
People in America were free.
Our country was born on this day.

Today, we celebrate America's
birthday on July 4th.
Some families have a picnic.
Others might watch fireworks.




We all show pride for
our country on this day.
We wear red, white, and blue.
We wave the American flag.

Draw a line to each picture.

Thomas
Jefferson



U.S.
Flag



Fourth of
July




Declaration
of
Independence



Name: _____ Date: _____

Color the picture and write about it!



Handwriting practice lines consisting of solid top and bottom lines with a dashed middle line. There are four sets of these lines.

Name _____

Practice

4-8

Ordering Numbers Through 10

★

5 8 7 6

_____	_____	_____	_____
_____	_____	_____	_____
_____	_____	_____	_____

②

4 6 3 5

_____	_____	_____	_____
_____	_____	_____	_____
_____	_____	_____	_____

③

9 6 8 7

_____	_____	_____	_____
_____	_____	_____	_____
_____	_____	_____	_____

♥

10 7 8 9


_____	_____	_____	_____
_____	_____	_____	_____
_____	_____	_____	_____

✋

7 4 6 5

_____	_____	_____	_____
_____	_____	_____	_____
_____	_____	_____	_____

Directions Have children write the numbers in the correct order.

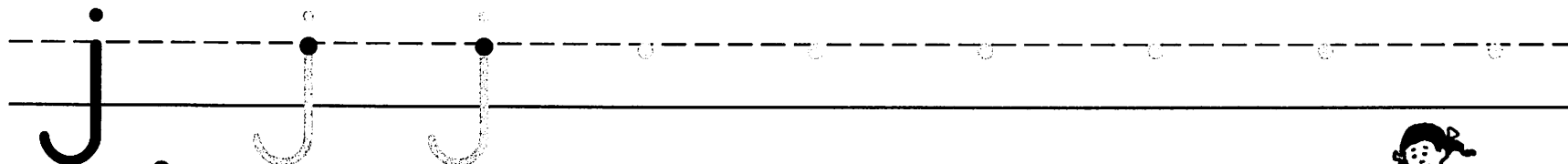
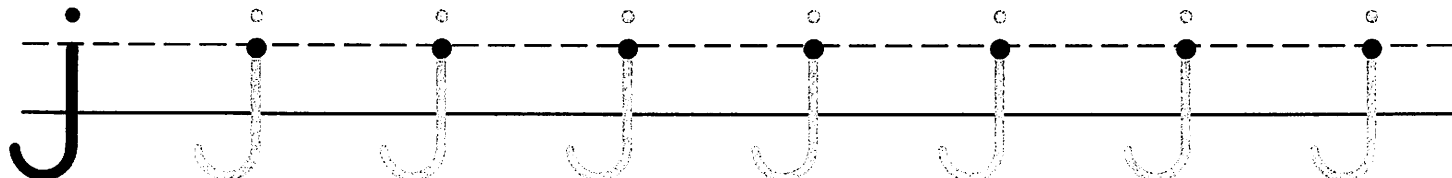
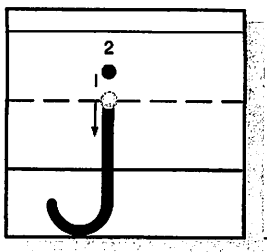
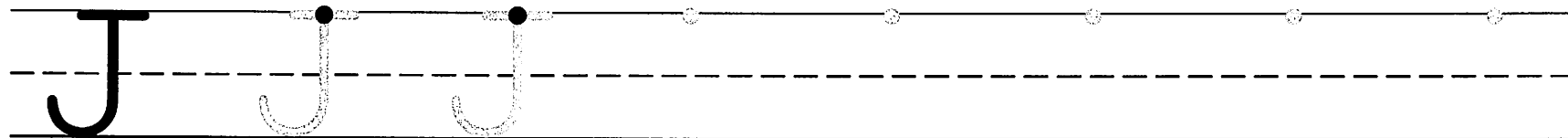
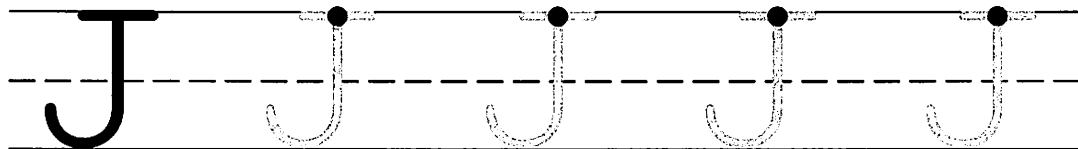

**Color Code**

6—yellow

7—orange

8—red

Name _____

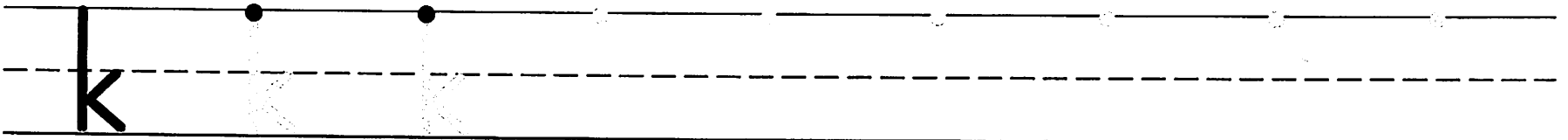
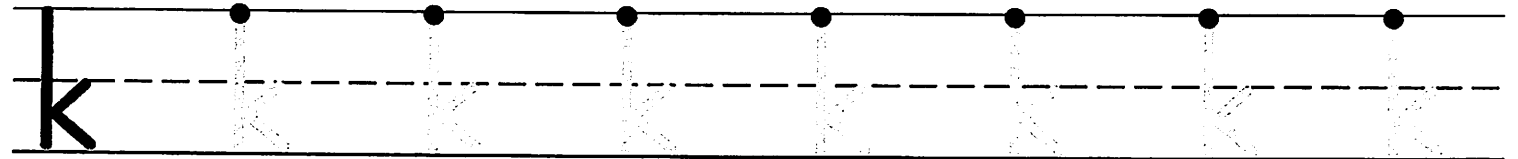
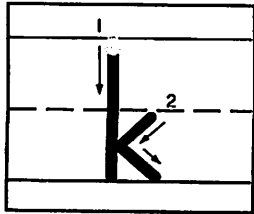
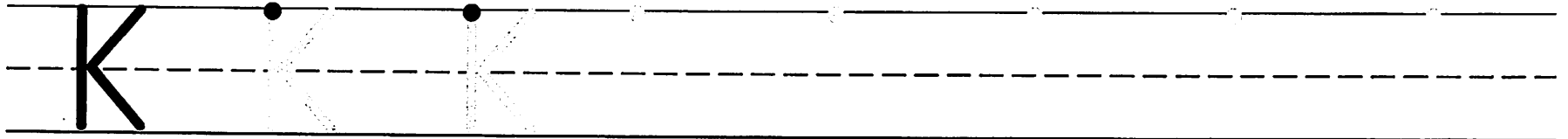
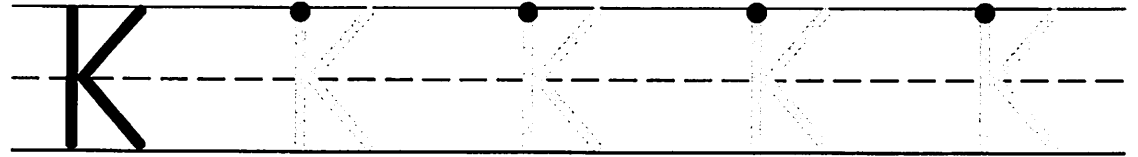

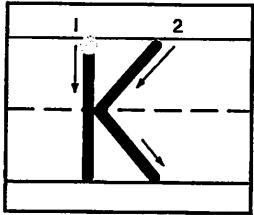


j ean can jump.




© Macmillan/McGraw-Hill

Name _____



Kim can kick.



Directions: *Kangaroo* starts with the letter K. Point to the capital K and trace it. Trace and write all the capital K's. Point to the small k and trace it. Then trace and write all the small k's.

Name: _____

Reading Comprehension

Matt's Bike

Matt has a new bike.

The bike is big and blue.

Matt rides his bike

to school every day.



1. _____ has a new bike.

- a. Mike
- b. Matt
- c. Will



2. The bike is _____.

- a. big and blue
- b. little and red
- c. little and blue



3. Matt rides his bike _____.

- a. to the park
- b. to school
- c. to the zoo



Name _____




We are not sad.

We can hop!

High Frequency Words: *are*


Read the book aloud to a partner. Reread for fluency.

Are You Hot?

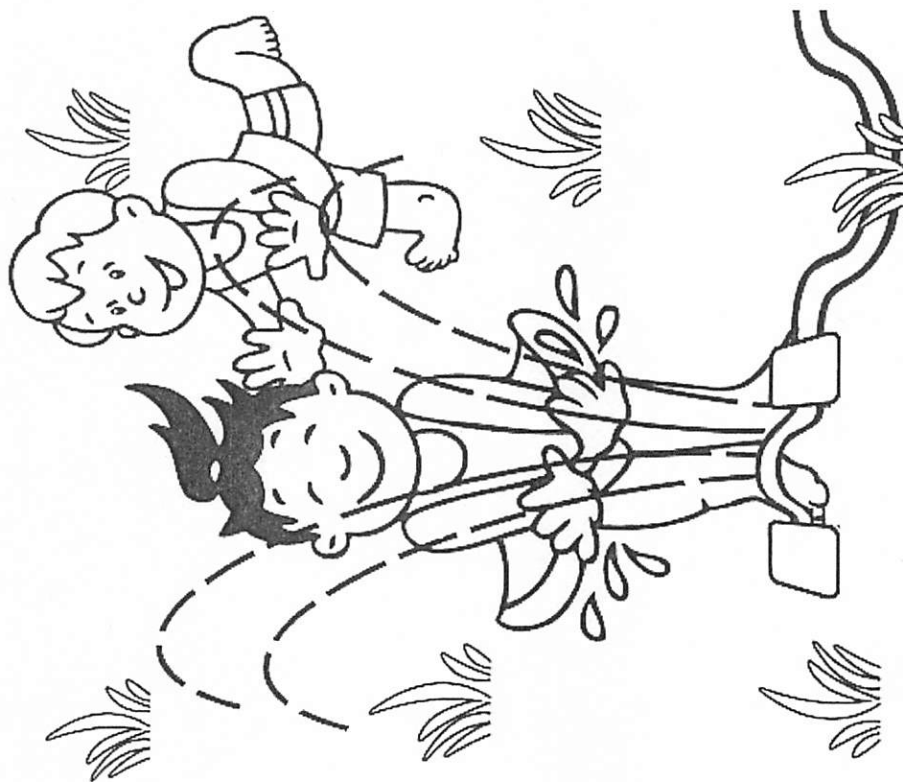


Are you hot?

Are you sad?



We can go!




We are not hot.

Name _____

Ted Is Set

1. Ted has a net.
2. Ted is set.
3. Do you see a fin, Ted?
4. Dip the net in!



★Activity★

Tell what Ted is doing.

How to Use a Net

1. Ted has a net.

2. Ted is set.

3. Do you see a fish?


4. Dip the net in!



© 1994
© 1994
© 1994

Name: _____ Date: _____

Draw a picture and write about it!



Handwriting practice lines consisting of solid top and bottom lines with a dashed middle line. There are five sets of these lines for writing a description.

Name _____

Reteaching

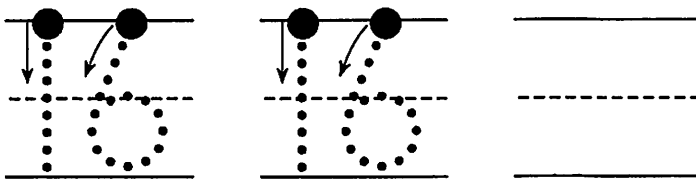
5-3

Counting, Reading, and Writing 16 and 17



10 squares: 10

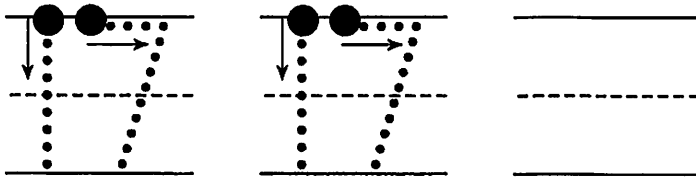
6 squares: 6



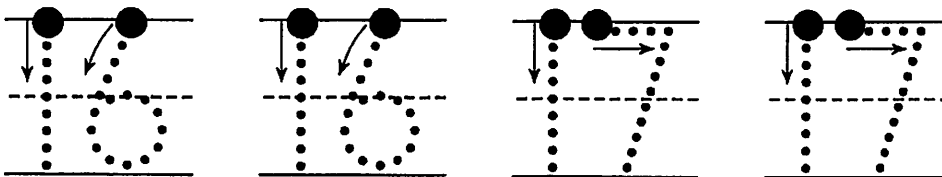
2

10 squares: 10

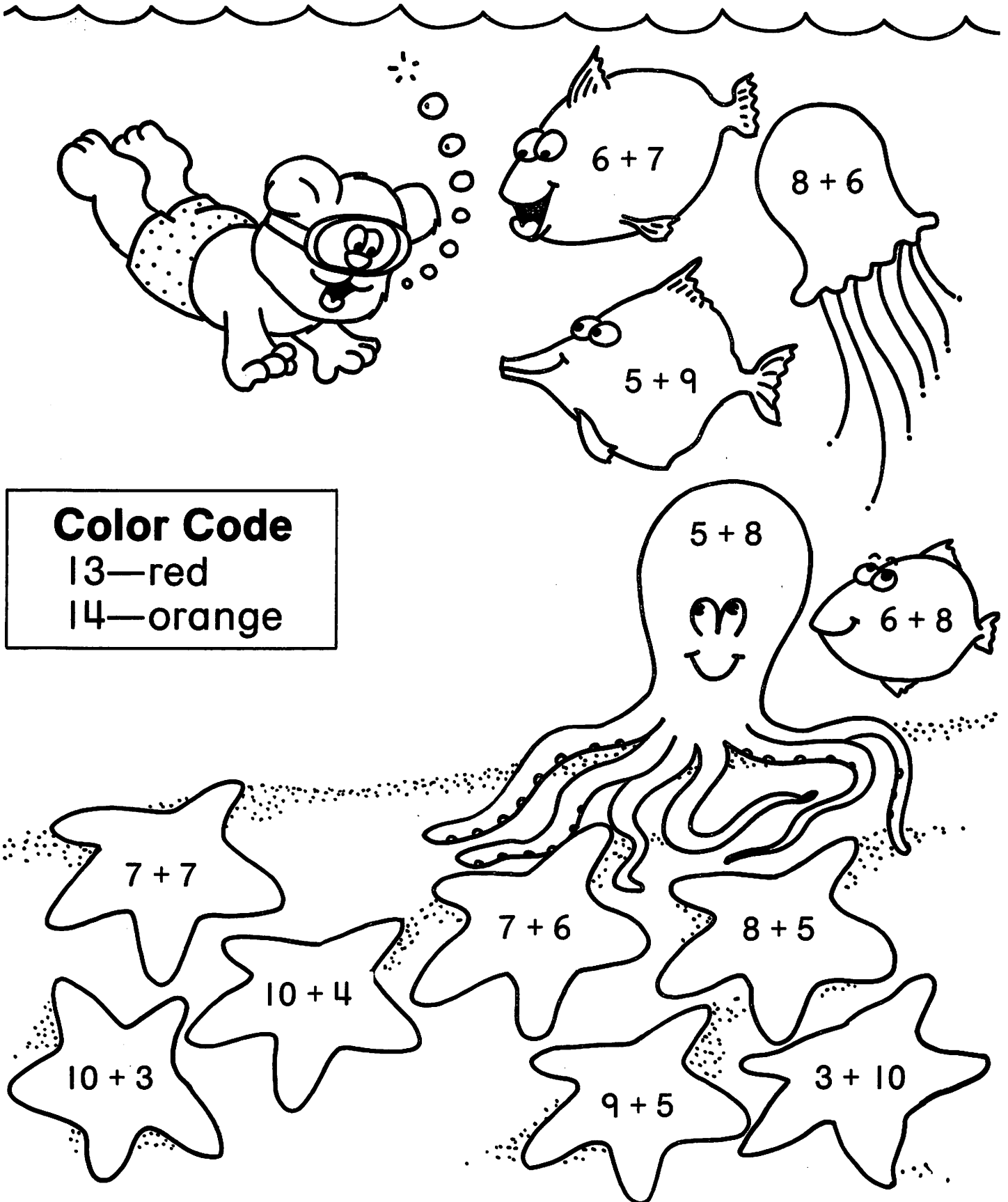
7 squares: 7



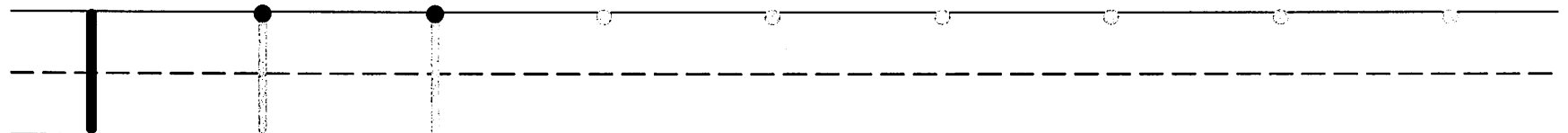
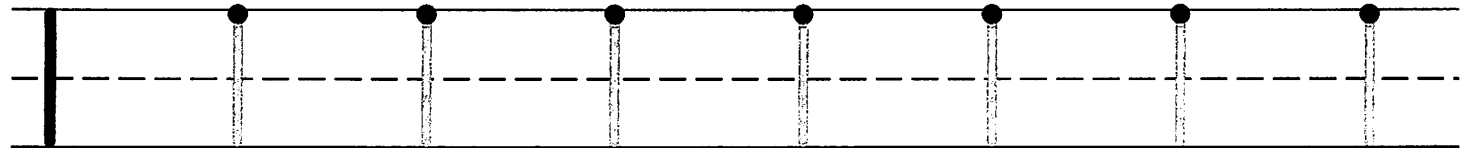
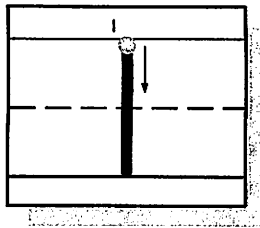
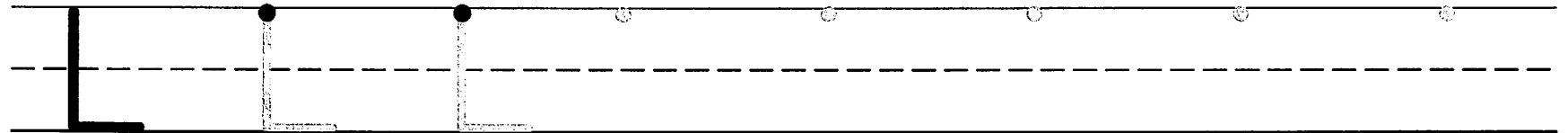
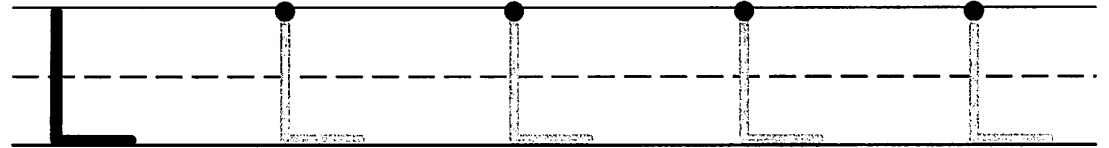
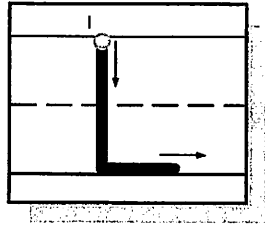
3




Directions Have children: ★-② count the squares and practice writing the number; ✎ trace the numbers.



Name _____


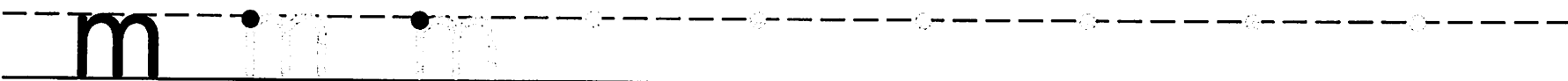
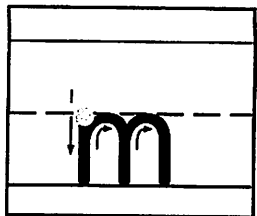

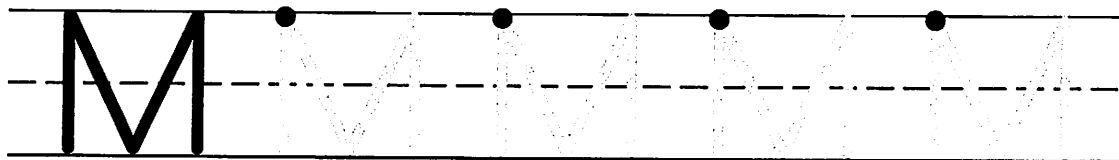
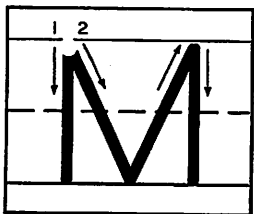


Lily lion



Directions: *Lion* starts with the letter L. Point to the capital L and trace it. Trace and write all the capital L's. Point to the small I and trace it. Then trace and write all the small I's.

Name _____



© Macmillan/McGraw-Hill



(l) ©BananaStock/PunchStock, (r) Steve Sparrow/Getty Images.



Copyright © McGraw-Hill Education

A tree can have sap in it.
Sap is in syrup.
Nan puts syrup on pancakes.


④

A Tree Can Do a Lot



Ted and Pop can tip water
on a tree. It can sit in the
hot sun. It can grow.

①



A tree can grow apples.
It can grow oranges, too.
You and I can eat them.

(2)

A tree can have a nest in it.
A bird can set an egg in it.
A bird can sit in the nest.

(3)



Reread "A Tree Can Do a Lot."

Write a sentence to answer each question.

1. What key detail on page 2 tells what can grow on trees?

2. What key detail on page 3 tells where birds sit in a tree?

3. What key detail on page 4 tells what comes from trees?

Name : _____

Date : _____


Reading

III. Draw a line and match the sentence to the correct picture.

I have a ball.



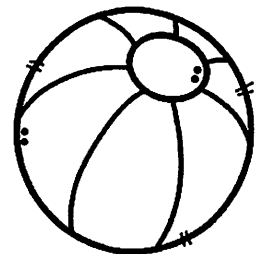
This is a bat.




Do you see the lion?



She can see two ducks.

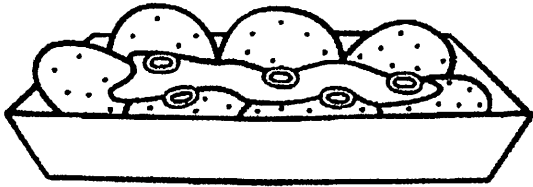


The owl is brown.



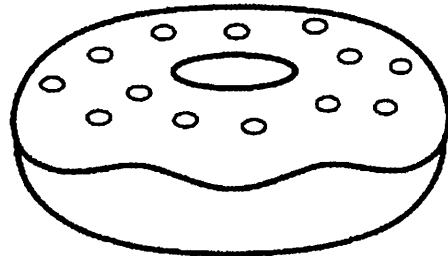
Name _____

Opinion Writing



nachos

or



donuts

Do you like nachos or donuts?

I like

because

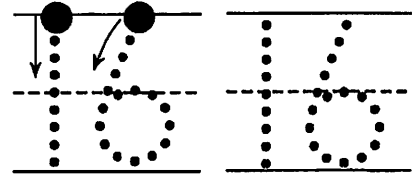

Name _____

Practice

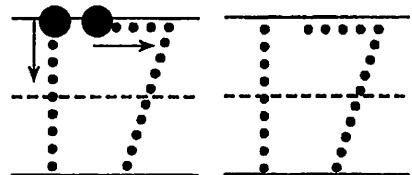

5-3

Counting, Reading, and Writing 16 and 17

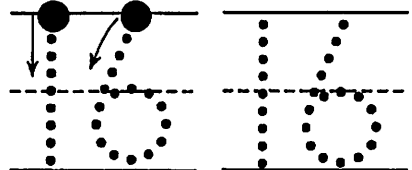

1



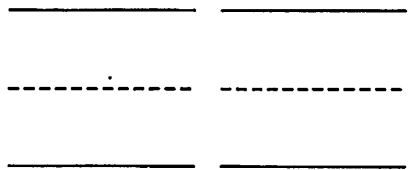

2




3



4



5



Directions In each row have children count the objects and practice writing the numbers.



$$7 + 9$$

$$6 + 10$$

$$7 + 10$$

$$8 + 8$$

$$0 + 16$$

$$10 + 6$$

$$8 + 9$$

$$9 + 8$$

$$17 + 0$$

Color Code

16—blue

17—yellow


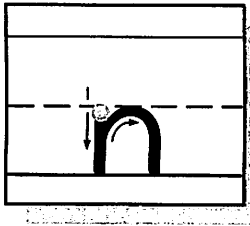
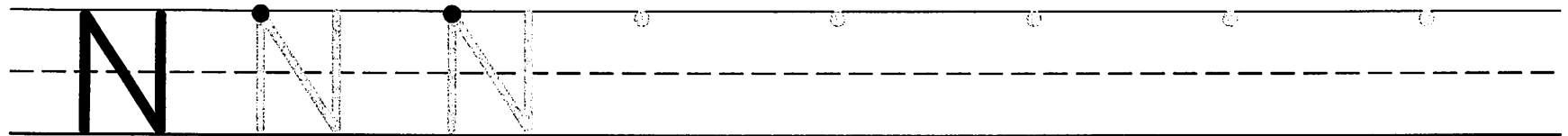
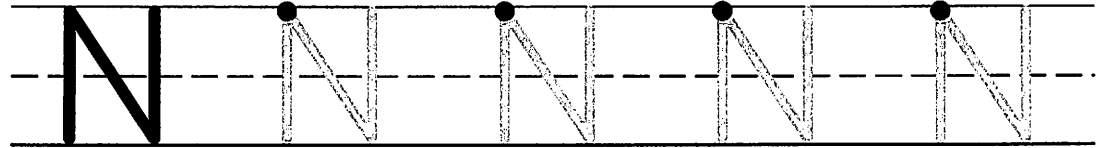

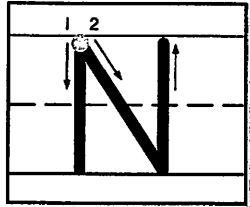
$$8 + 8$$

$$10 + 7$$


$$9 + 7$$



Name _____


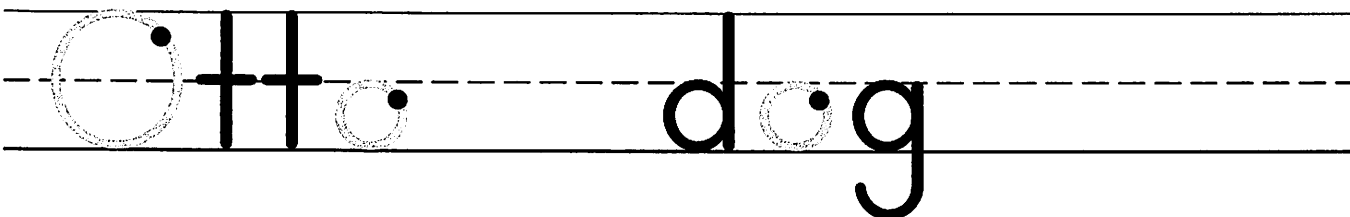
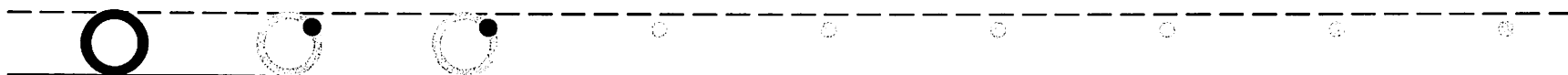
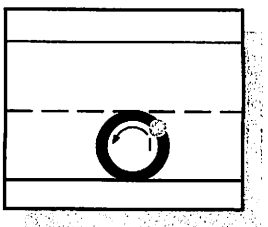
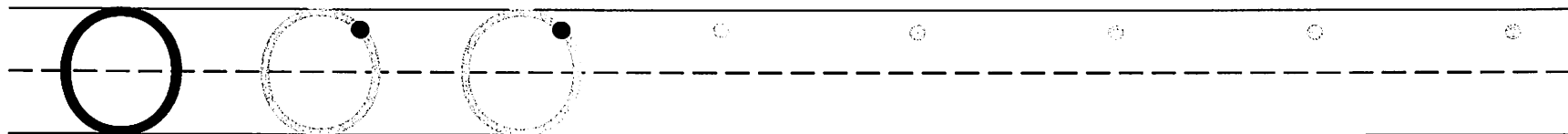
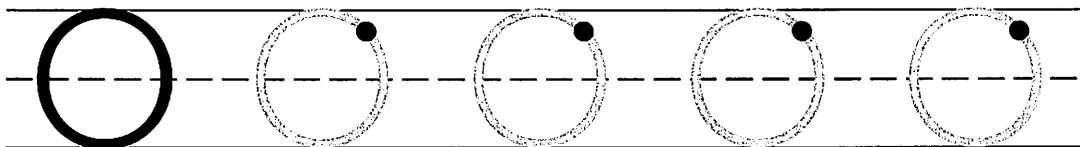

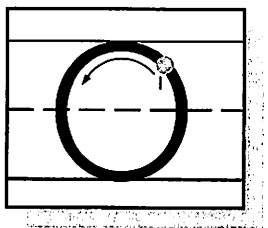


Nan nest



Directions: *Nest* starts with the letter N. Point to the capital N and trace it. Trace and write all the capital N's. Point to the small n and trace it. Then trace and write all the small n's.

Name _____



© Macmillan/McGraw-Hill


Name: _____

Reading Comprehension

Sledding

The boys and the girls
love to go sledding.


They will sled down the hill.
Sledding is so much fun!



1. Who will go sledding?
 - a. the boys and the girls
 - b. the boys
 - c. the girls
2. They love to _____.
 - a. run
 - b. play ball
 - c. go sledding
3. They will _____.
 - a. sled up the hill
 - b. sled down the hill
 - c. make a snowman




Name _____



Ten  can go.
chicks

Ed can pet a .
chick


Hen in a Pen

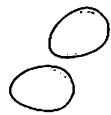



Ed had a pet hen.

Pet hen Nan can go.

Men can tap, tap, tap.
Nan can not go.



Pet hen Nan had ten.
Ten  eggs are in the pen.




Name _____

initial/medial e

Red Pet

1. Ed has a red pet.
2. His pet is a red hen.
3. Red Hen is in a red pen.
4. Ed can let Red Hen nap.




★Activity★

Tell what kind
of pet you want.
Why?

Name: _____ Date: _____

Draw a picture and write about it!



Handwriting practice lines consisting of five sets of three horizontal lines (top solid, middle dashed, bottom solid) for writing.

$$\begin{array}{r} 4 \\ +4 \\ \hline \end{array}$$

$$\begin{array}{r} 5 \\ +4 \\ \hline \end{array}$$

$$\begin{array}{r} 0 \\ +8 \\ \hline \end{array}$$

$$\begin{array}{r} 7 \\ +2 \\ \hline \end{array}$$

$$\begin{array}{r} 6 \\ +3 \\ \hline \end{array}$$

$$\begin{array}{r} 7 \\ +1 \\ \hline \end{array}$$

$$\begin{array}{r} 4 \\ +5 \\ \hline \end{array}$$

$$\begin{array}{r} 4 \\ +4 \\ \hline \end{array}$$

$$\begin{array}{r} 5 \\ +3 \\ \hline \end{array}$$

$$\begin{array}{r} 3 \\ +6 \\ \hline \end{array}$$

$$\begin{array}{r} 8 \\ +0 \\ \hline \end{array}$$

$$\begin{array}{r} 2 \\ +7 \\ \hline \end{array}$$

$$\begin{array}{r} 5 \\ +4 \\ \hline \end{array}$$

$$\begin{array}{r} 1 \\ +7 \\ \hline \end{array}$$

$$\begin{array}{r} 6 \\ +3 \\ \hline \end{array}$$

$$\begin{array}{r} 3 \\ +5 \\ \hline \end{array}$$

$$\begin{array}{r} 1 \\ +8 \\ \hline \end{array}$$

$$\begin{array}{r} 2 \\ +6 \\ \hline \end{array}$$

$$\begin{array}{r} 3 \\ +6 \\ \hline \end{array}$$


$$\begin{array}{r} 6 \\ +2 \\ \hline \end{array}$$

$$\begin{array}{r} 4 \\ +5 \\ \hline \end{array}$$



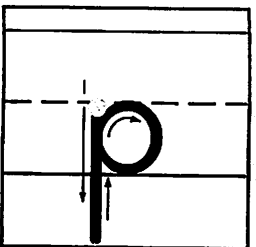
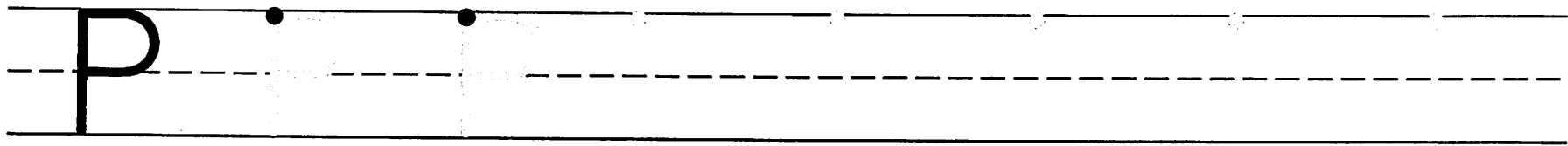
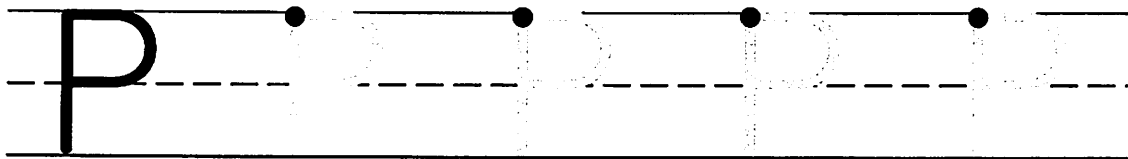

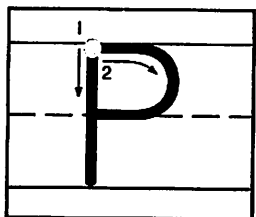
$$\begin{array}{r} 8 \\ +1 \\ \hline \end{array}$$



Color Code
8—blue
9—green




Name _____



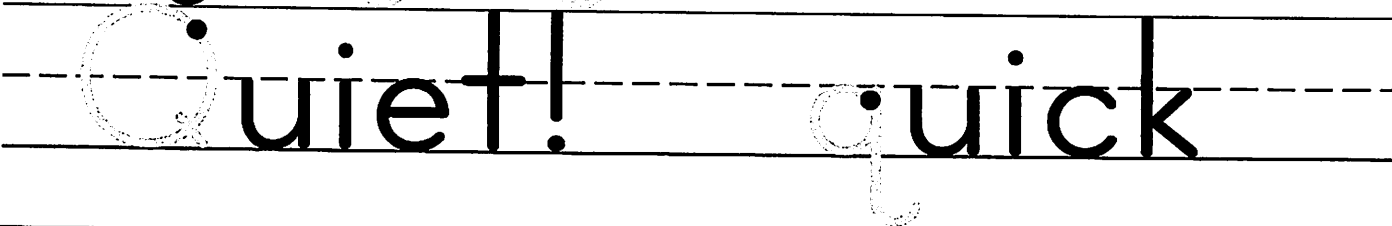


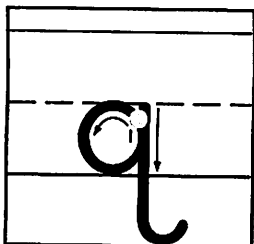
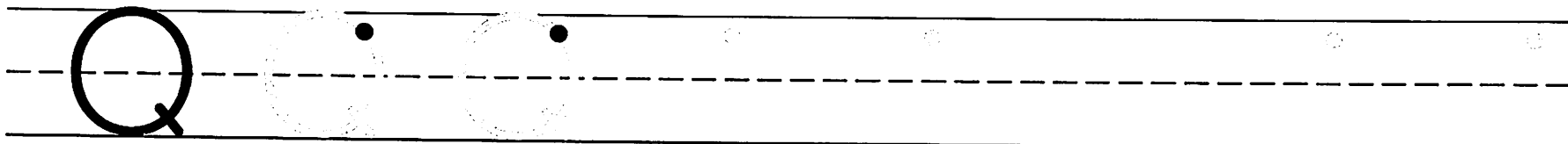


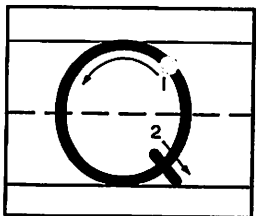
am

pig



© Macmillan/McGraw-Hill

Name _____



© Macmillan/McGraw-Hill

Name : _____

Date : _____

Reading

IV. Complete the sentences using these words below.

frog



pink

wings

dragon



carrots

1. She can see a _____.




2. I see a _____.

3. The dragon has _____.




4. The pig is _____.

5. The rabbit likes to eat _____.



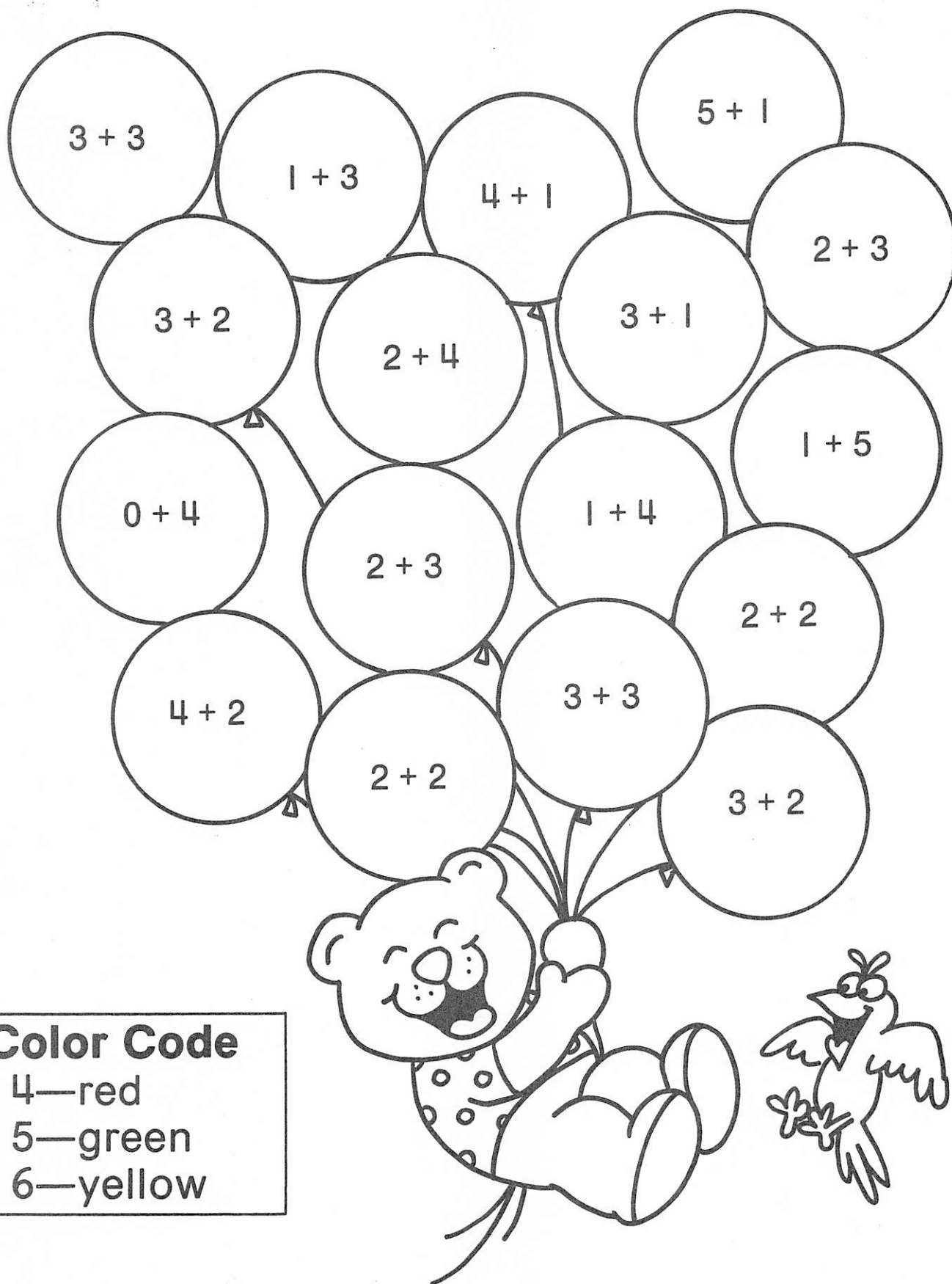
Name: _____ Date: _____

Color the picture and write about it!

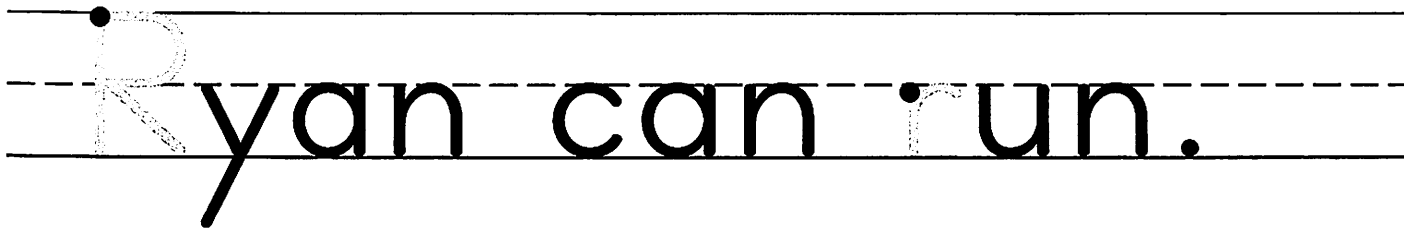
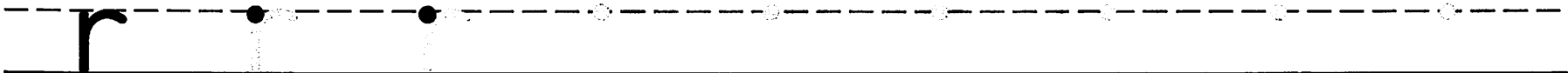
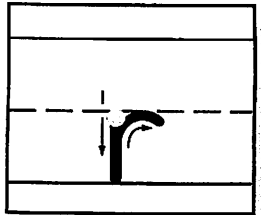
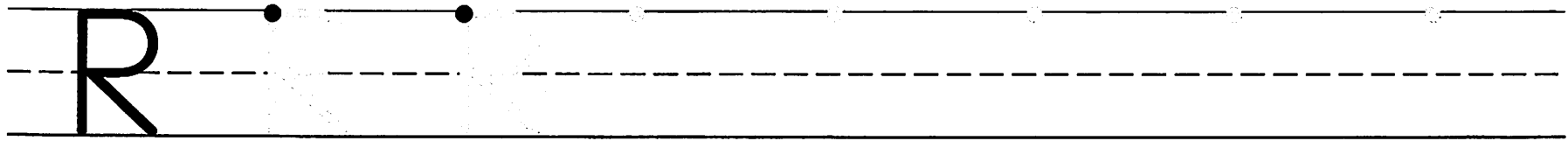


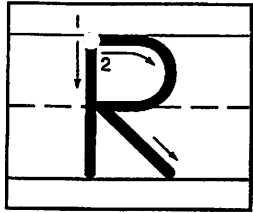


Name _____

Skill: Sums 4, 5, 6



Name _____



© Macmillan/McGraw-Hill