



PACKET #3

March 30-April 3

Dear Students and Families,

Hello from your Kindergarten teachers! We have your third packet ready for you. We hope you are practicing your reading, writing, and math every day. We miss you all, and can't wait to see you again. Know that we are all safe and healthy, and wish the same for you and your loved ones. We will all be together again soon, and, we can't wait to hear about all of your adventures.

Sincerely,

Mrs. Minaker, Mrs. Ducat, Mrs. Galbreath, Mrs. Griffith

Name _____



We do not see my cat.

High Frequency Words: *my*

Read the book aloud to a partner. Reread for fluency.

We See It!



Tam and I see my cat.



My cat and I see Tam.



Tam and I do not see.



History




READ & DO

The Story of Our Flag

George Washington lived long ago.
He is the father of our country.

Level: A

He was the first U.S. president.
He led our country.




Betsy Ross sewed for a living.
She was asked to sew
our country's first flag.
She felt proud to do it.

She sewed 13 white stars on blue.
She added 13 red and white stripes.
She worked hard to sew the flag.
It is a symbol of our country.

We say the Pledge of Allegiance.

WHO AM I?


We recite it to the flag.
But our flag today is different.
What changes do you see?





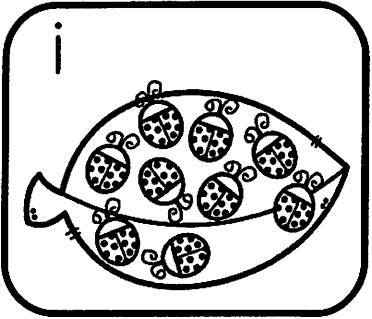
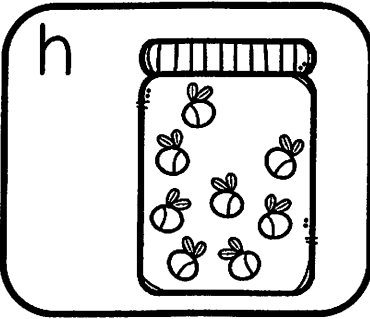
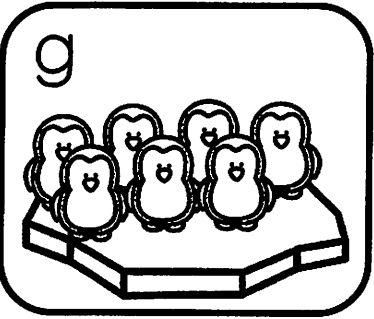
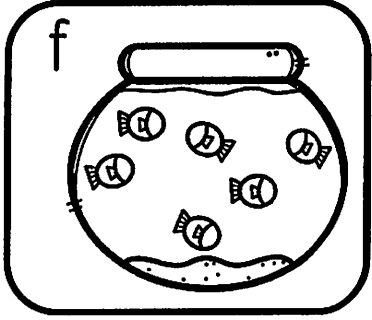

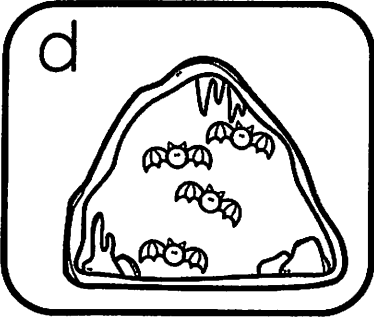


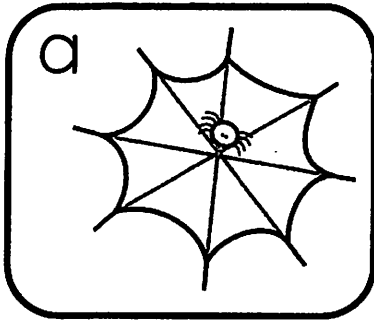
Draw a line to each person.

George Washington



Betsy Ross


VI. Match the sentence with the picture.



- _____ 1. I see one little spider.
- _____ 2. I see two little birds.
- _____ 3. I see three little pigs.
- _____ 4. I see four little bats.
- _____ 5. I see five little ducks.
- _____ 6. I see six little fish.
- _____ 7. I see seven little penguins.
- _____ 8. I see eight little bees.
- _____ 9. I see nine little ladybugs.

Name: _____ Date: _____

Color the picture and write about it!



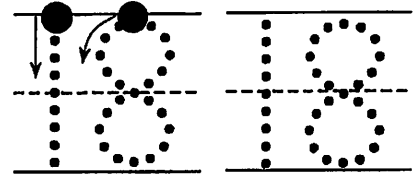

Name _____

Practice

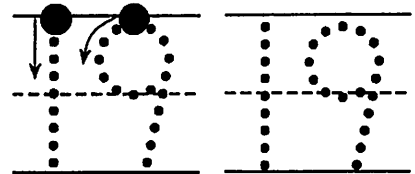
5-4

Counting, Reading, and Writing 18, 19, and 20

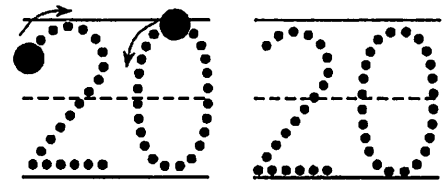
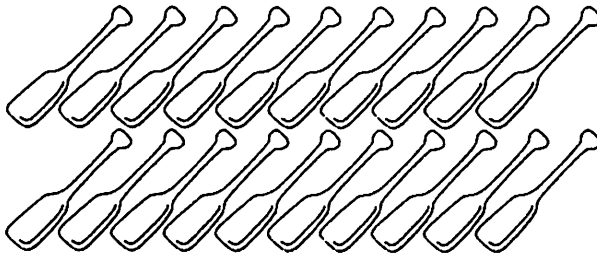
1



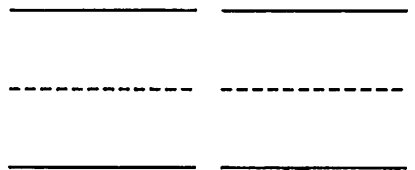
2




3




4



5



Directions In each row have children count the objects and practice writing the numbers.



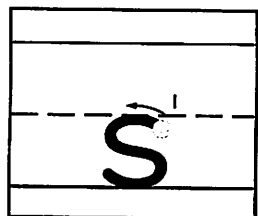
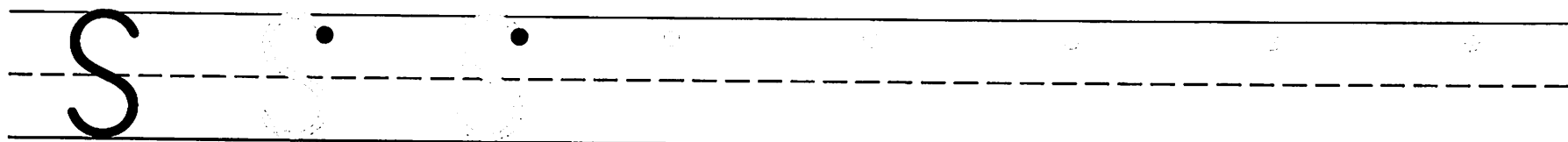


**Color Code**

7—blue

8—purple



Name _____

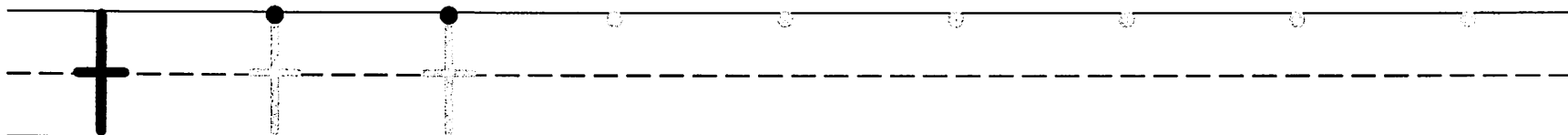
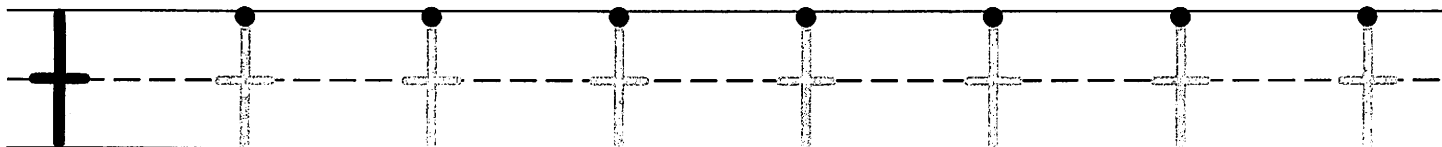
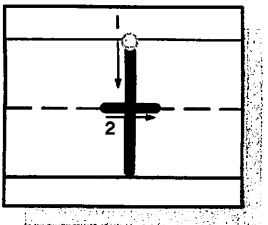
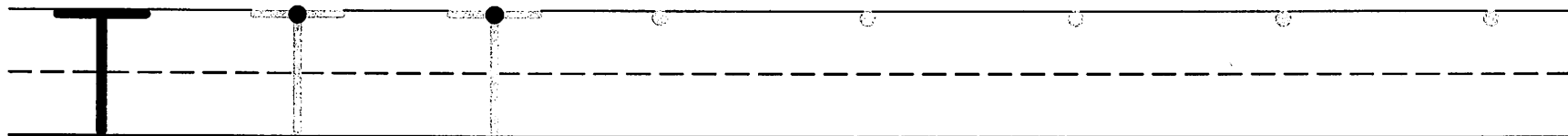
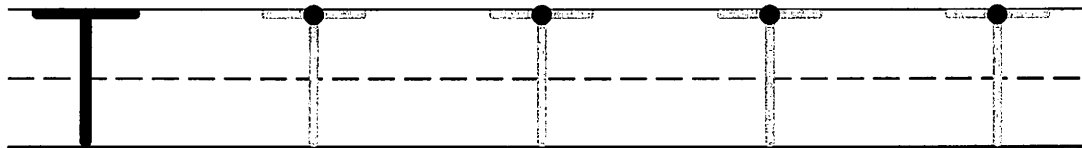

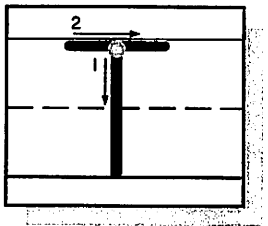


Sid eats nuts.



Directions: *Squirrel* starts with the letter **S**. Point to the capital **S** and trace it. Trace and write all the capital **S**'s. Point to the small **s** and trace it. Then trace and write all the small **s**'s.

Name _____



tim tiger



© Macmillan/McGraw-Hill

Name: _____

Reading Comprehension

My Pet Dog

Sam is my pet dog.

Sam likes to run and
catch a ball. I take Sam
to the park everyday.



1. I have a pet _____.

- a. cat
- b. pig
- c. dog



2. Sam likes to _____.

- a. swim
- b. run and catch a ball
- c. eat



3. I take Sam to the _____.


- a. vet
- b. farm
- c. park



Name _____

Tom Can Hop

1. Tom can hop.
2. See Tom hop, hop, hop!
3. Tom has a hat.
4. Tom is not hot.




© Macmillan/McGraw-Hill

★Activity★


What else hops?

Name: _____ Date: _____

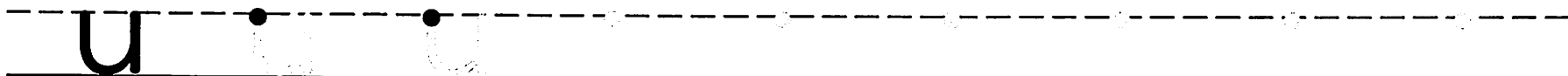


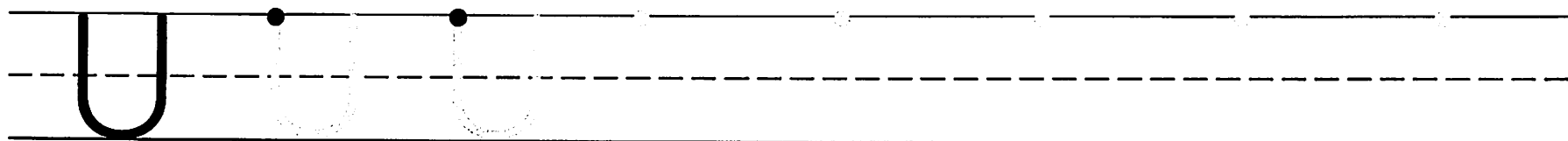
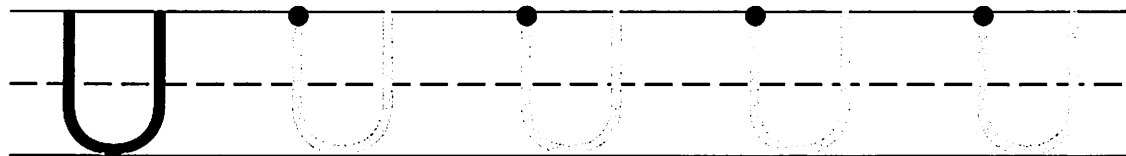

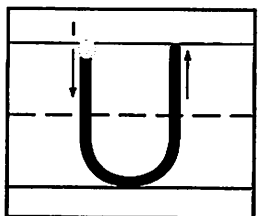
Draw a picture and write about it!



Handwriting practice lines consisting of five sets of three horizontal lines each. Each set includes a solid top line, a dashed middle line, and a solid bottom line, providing a guide for letter height and placement.



Name _____


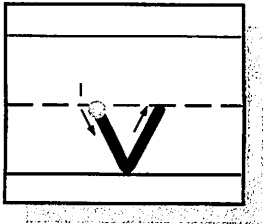
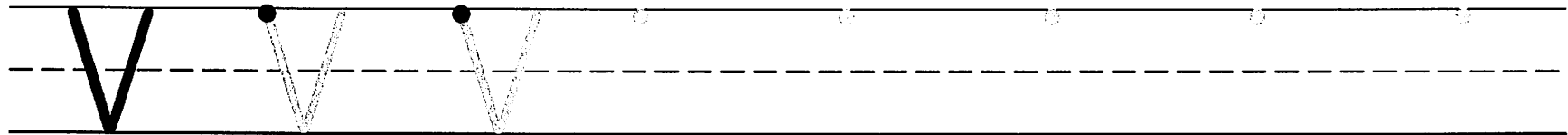
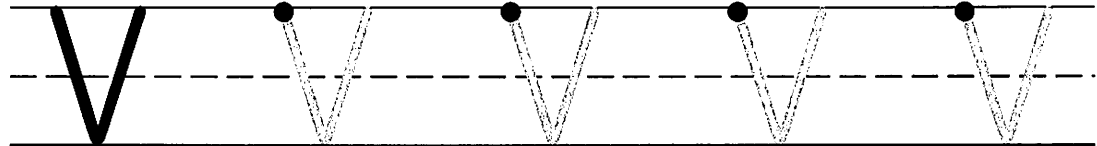

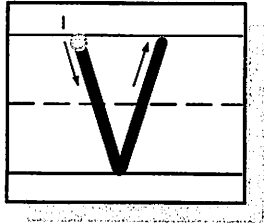


umi umbrella



Directions: *Umbrella* starts with the letter **U**. Point to the capital **U** and trace it. Trace and write all the capital **U**'s. Point to the small **u** and trace it. Then trace and write all the small **u**'s.

Name _____



Vinny van



© Macmillan/McGraw-Hill


Name : _____

Date : _____


Reading

III. Draw a line and match the sentence to the correct picture.


This is my school.




That is a zoo.



I like bananas.




Do you see the hat?



I have a little frog.






Copyright © McGraw-Hill Education

Sam can see a plant at the top. It did grow.
Sam is happy!

④

Sam Can Grow It



Sam can sit and tip soil in a cup.
Sam can tap it down.


①



Copyright © McGraw-Hill Education

Sam can set a seed
in the soil and pat it.
Sam can tip water
from a can.

②



Sam can set the seed in the
hot sun.
A seed can grow in the sun.
It can pop up!

③

Name _____



Reread "Sam Can Grow It."

Write a sentence to answer each question.

1. Who plants a seed?

2. Where does Sam set the seed?

3. How does Sam feel when the plant grows?

Name:

Date:

Today is:

Monday

Tuesday

Wednesday

Thursday


Friday

Saturday

Sunday


OPINION WRITING

Would you rather see a troll or a dragon?



troll

or



dragon

I would rather see



I used capital letters.



I used spaces.



I used punctuation.

Name _____

Reteaching

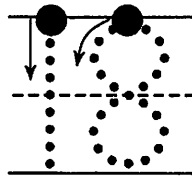
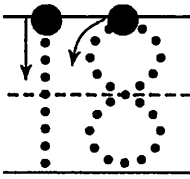
5-4

Counting, Reading, and Writing 18, 19, and 20

1

□ □ □ □ □ □ □ □ □ □ 10

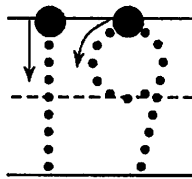
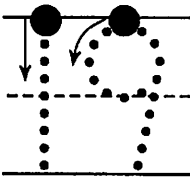
□ □ □ □ □ □ □ □ 8



2

□ □ □ □ □ □ □ □ □ □ 10

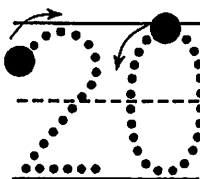
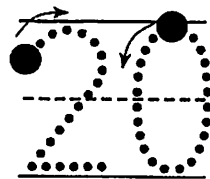
□ □ □ □ □ □ □ □ □ 9



3

□ □ □ □ □ □ □ □ □ □ 10

□ □ □ □ □ □ □ □ □ □ 10



Directions Have children count the boxes and practice writing the number.

Color Code

14—orange

15—brown

$9 + 5$

8×1

$5 + 10$

$6 + 9$

6×8

$9 + 6$

$10 + 4$

$4 + 10$

$7 + 8$

$10 + 5$

5×9

$9 + 6$

$7 + 7$

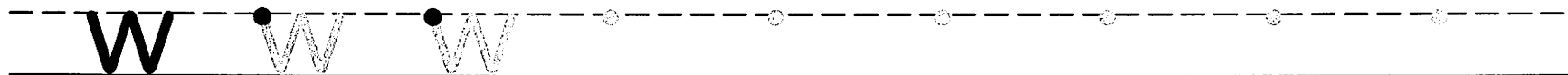
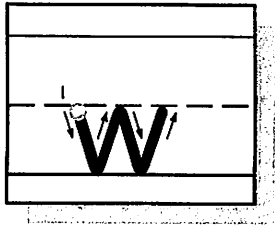
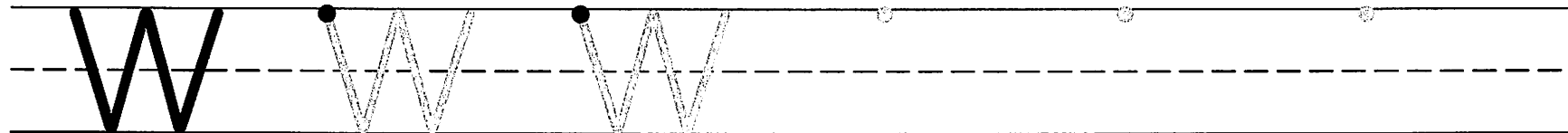
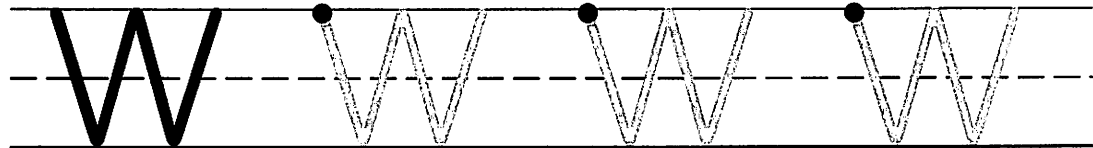


$8 + 6$

$10 + 4$


$10 + 5$



Name _____


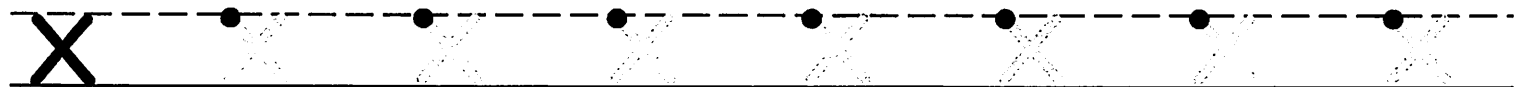
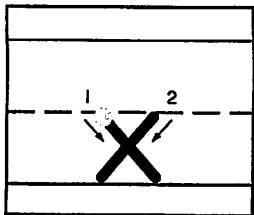
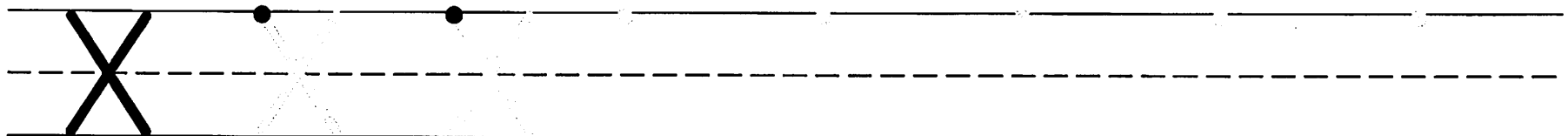
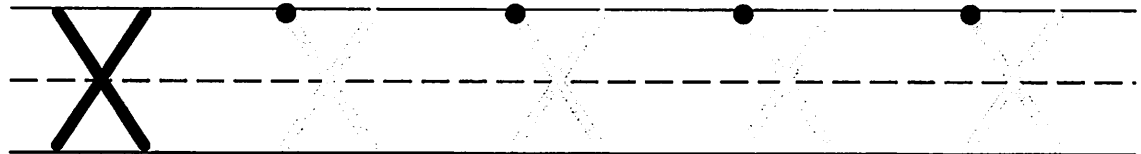

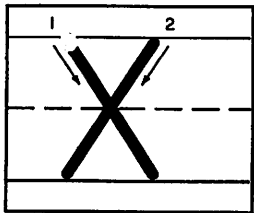


Wiley wet




© Macmillan/McGraw-Hill

Name _____



Rex is six.



Directions: Fox ends with the letter X. Point to the capital X and trace it. Trace and write all the capital X's. Point to the small x and trace it. Then trace and write all the small x's.

Name: _____

Reading Comprehension


School

This is my school.

It is red and big.

I have a lot of friends.

I like going to school.



1. My school is _____.

- a. red and little
- b. red and big
- c. blue and big



2. I have a lot of _____.

- a. foods
- b. pencils
- c. friends



3. I like going to _____.

- a. school
- b. the store
- c. the farm



Name _____

A Hot Hat

1. Hap has a hat.
2. The hat is hot.
3. Hap is hot in the hat.
4. I can fan hot Hap.




★Activity★

Tell why a hat
might be hot.

Name: _____ Date: _____

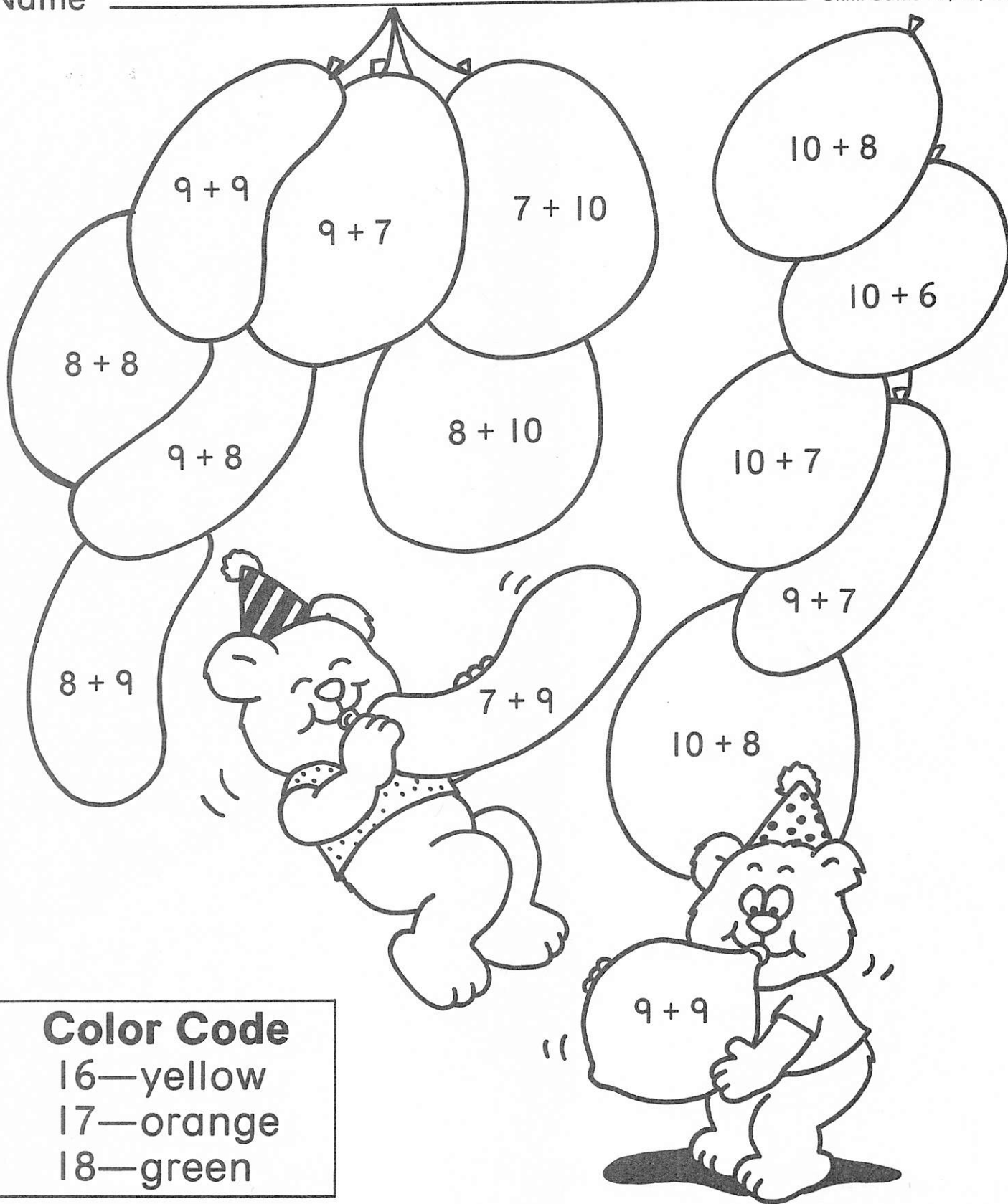
Draw a picture and write about it!




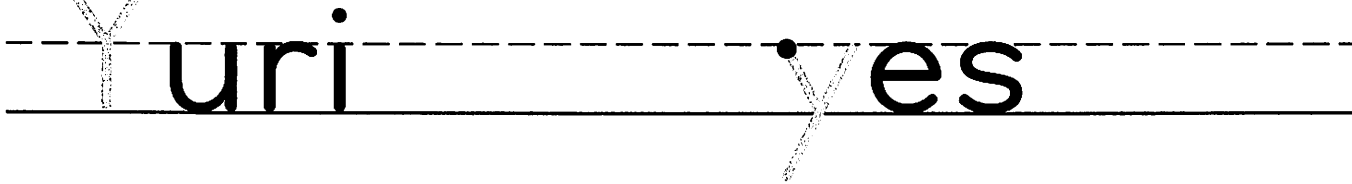

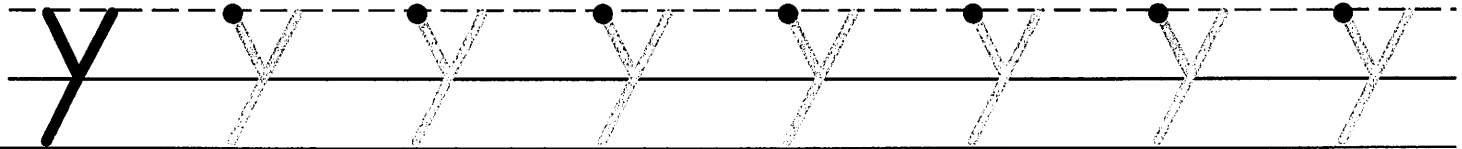
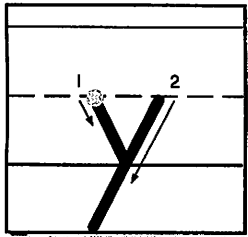
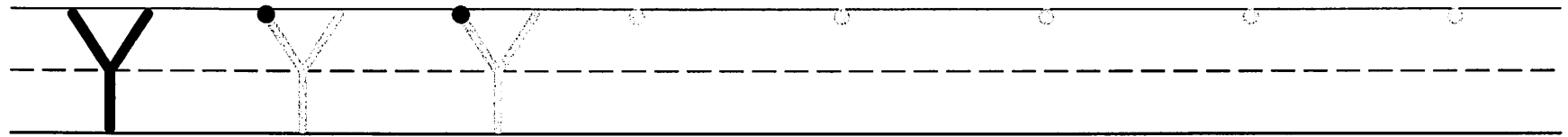
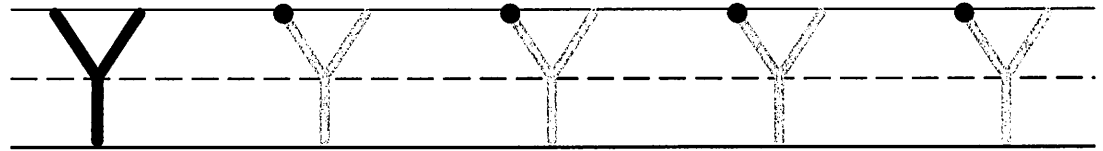
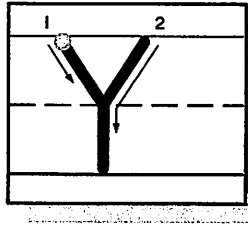
Four sets of horizontal lines for writing, each consisting of a solid top line, a dashed middle line, and a solid bottom line.

Name _____

Skill: Sums 16, 17, 18

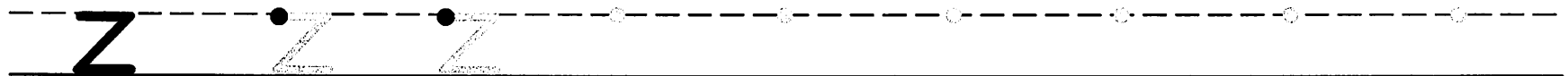

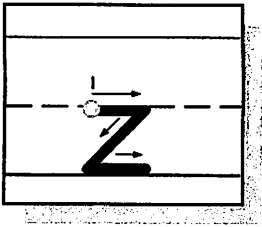
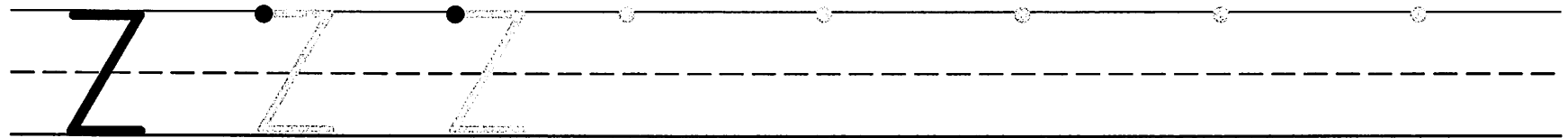
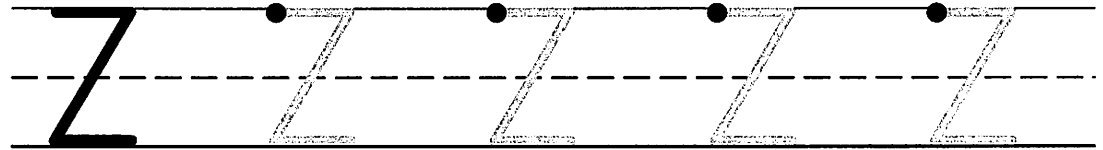
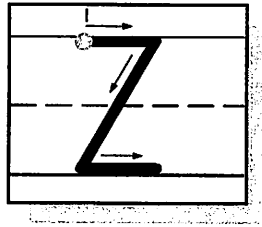


Name _____



Directions: *Yawn* starts with the letter Y. Point to the capital Y and trace it. Trace and write all the capital Y's. Point to the small y and trace it. Then trace and write all the small y's.

Name _____



Zeb is a zebra.



Directions: *Zebra* starts with the letter **Z**. Point to the capital **Z** and trace it. Trace and write all the capital **Z**'s. Point to the small **z** and trace it. Then trace and write all the small **z**'s.


Name _____



"My dad has  .
water

I am not hot!"

Hot!



Cam can not hop.

"I am hot!"




Cam can not mop.

"I am hot!"

2

Copyright © McGraw-Hill Education. Permission is granted to reproduce for classroom use.



Cam can not hit.

"I am hot!"

3

Name : _____

Date : _____

Reading

IV. Complete the sentences using these words below.

one

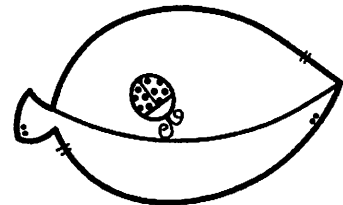
two

three

four

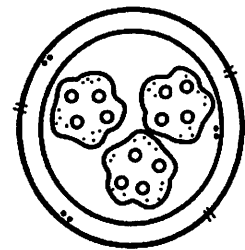
five

1. There is _____ ladybug.




2. She has _____ balloons.

3. I want _____ cookies.




4. There are _____ apples.

5. I see _____ ducks.



Name: _____ Date: _____

Color the picture and write about it!




Name _____

Practice

7-6


Addition Sentences

1




_____	_____	_____
_____	+	_____
_____	_____	_____

2



_____	_____	_____
_____	+	_____
_____	_____	_____

3



_____	_____	_____
_____	+	_____
_____	_____	_____

4



_____	_____	_____
_____	+	_____
_____	_____	_____

5




_____	_____	_____
_____	+	_____
_____	_____	_____

Directions Have children write the numbers to tell how many there are in each group. Have them circle the two groups to join them. Then have them trace the plus sign and equals sign and write the sum.

$\begin{array}{r} 10 \\ +1 \\ \hline \end{array}$	$\begin{array}{r} 9 \\ +2 \\ \hline \end{array}$	$\begin{array}{r} 6 \\ +6 \\ \hline \end{array}$	$\begin{array}{r} 6 \\ +5 \\ \hline \end{array}$	$\begin{array}{r} 7 \\ +5 \\ \hline \end{array}$
---	--	--	--	--

$\begin{array}{r} 5 \\ +6 \\ \hline \end{array}$	$\begin{array}{r} 10 \\ +2 \\ \hline \end{array}$	$\begin{array}{r} 9 \\ +3 \\ \hline \end{array}$	$\begin{array}{r} 4 \\ +7 \\ \hline \end{array}$	$\begin{array}{r} 0 \\ +11 \\ \hline \end{array}$
--	---	--	--	---

$\begin{array}{r} 7 \\ +4 \\ \hline \end{array}$	$\begin{array}{r} 5 \\ +7 \\ \hline \end{array}$	$\begin{array}{r} 0 \\ +12 \\ \hline \end{array}$	$\begin{array}{r} 2 \\ +9 \\ \hline \end{array}$	$\begin{array}{r} 3 \\ +9 \\ \hline \end{array}$
--	--	---	--	--



$$\begin{array}{r} 3 \\ +8 \\ \hline \end{array}$$

$$\begin{array}{r} 8 \\ +4 \\ \hline \end{array}$$

$$\begin{array}{r} 8 \\ +3 \\ \hline \end{array}$$

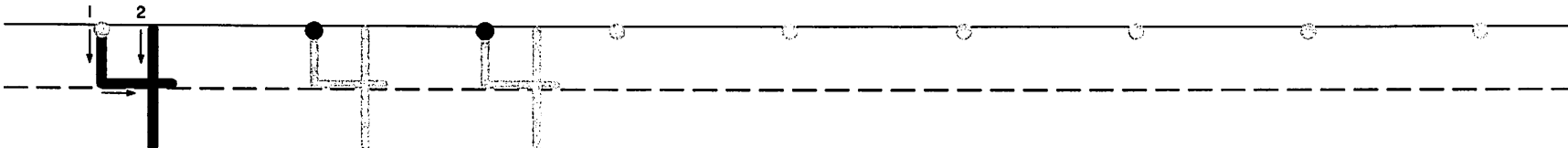
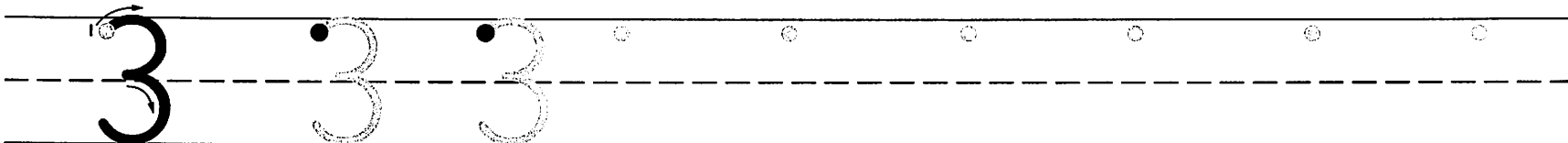
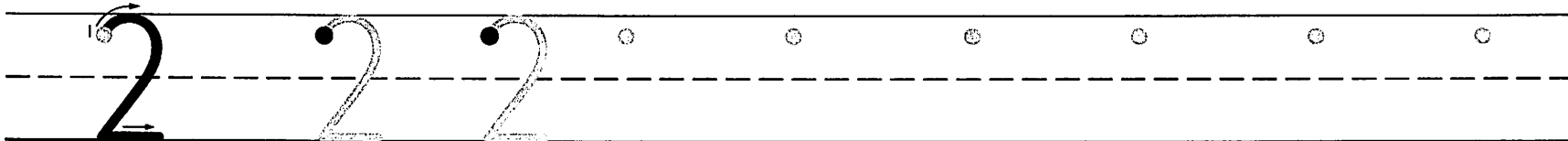
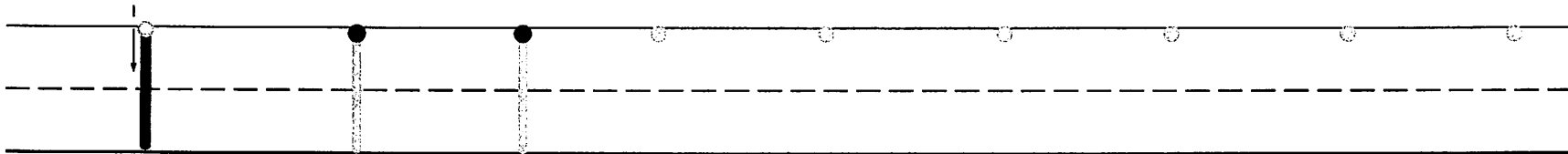
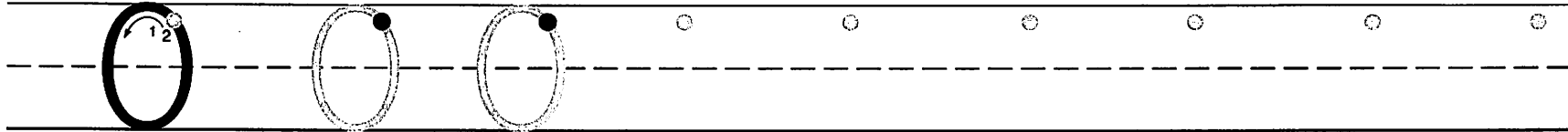

Color Code

11—red

12—brown

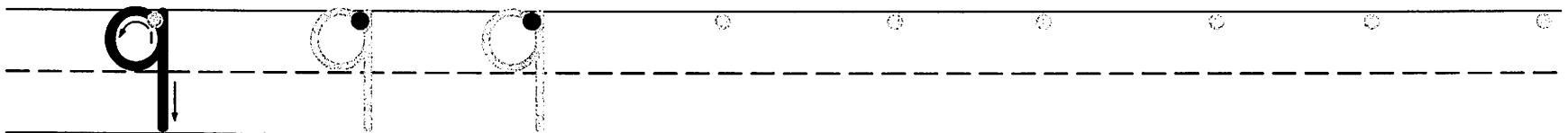
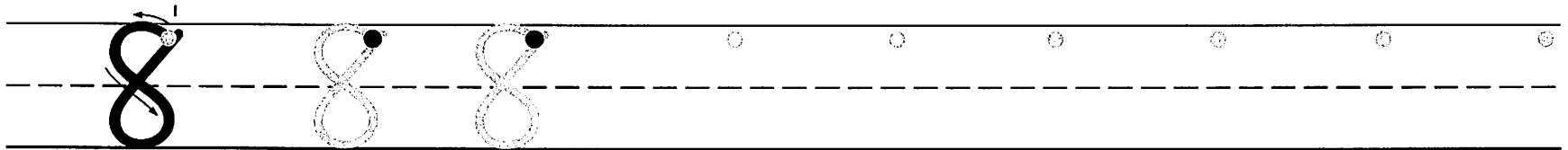
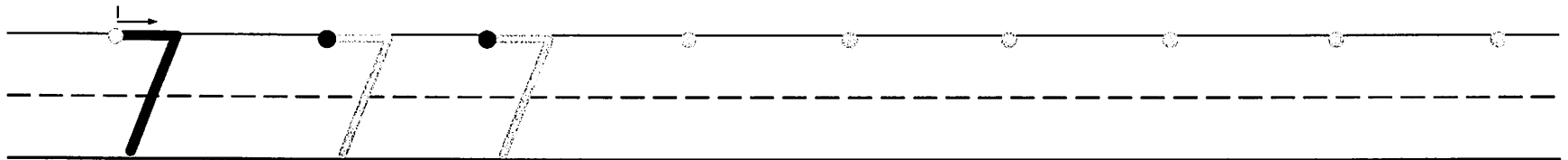
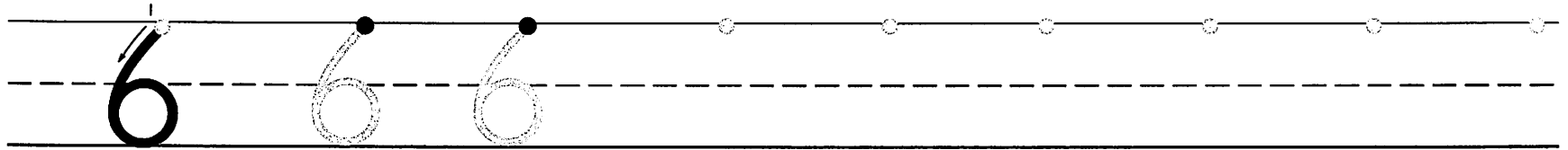
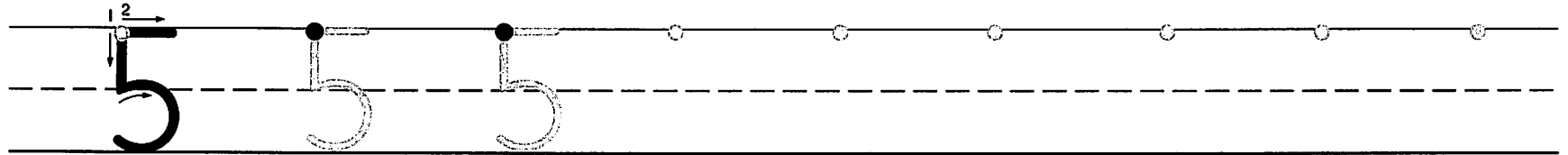


Name _____



© Macmillan/McGraw-Hill

Name _____



Directions: Trace and write the number in each line. Then circle the best number in each row.